



















Somerset Literacy Network

READING RESPONSE ACTIVITIES

Fiction - Years 5 & 6

<p>Understand it! Look up any tricky words in a dictionary and write their definitions.</p> 	<p>Understand it! Find three interesting words in the story. Write a synonym for each.</p> 	<p>Find it! Write the names of all the key characters, with a sentence explaining their role.</p> 	<p>Find it! List five facts eg. about characters, settings or events.</p> 
<p>Summarise it! Write a paragraph (about 50 words) to summarise a chapter.</p> 	<p>Summarise it! Write a paragraph (about 50 words) to summarise the whole book.</p> 	<p>Think about it! Is there a moment of decision for a character? Draw this character, and the two possible choices.</p> 	<p>Think about it! Is there anything about this story that puzzles you? Write: I wonder why...?</p> 
<p>Predict it! Draw a picture with a caption to say what might happen next.</p> 	<p>Predict it! Imagine a further chapter. Write the opening of this chapter.</p> 	<p>Link it! Draw the main character. Underneath list all the reasons this character is important.</p> 	<p>Link it! Write about the most important moment in this story and why it is important.</p> 
<p>Listen to it! Find any words used to describe a character or place in the story.</p> 	<p>Listen to it! Write down any particularly effective words the writer has chosen, and say why they are effective.</p> 	<p>Compare it! Write the names of the characters, sorting them according to your own criteria e.g. goodies/baddies, powerful/weak.</p> 	<p>Compare it! Is there a moment in the story where the mood changes? Write about this.</p> 







Complete these activities in your reading journal - keep track of which activities you have done by ticking them off.

Remember to do as many different activities as possible - don't always do the same one!



READING RESPONSE ACTIVITIES

Non-Fiction - Years 5 & 6

<p>Understand it! Can you find any words that are new to you? Find them in a dictionary or a glossary and write the word and the definition in your book.</p> 	<p>Understand it! Find some interesting words and write them in your book along with other words with the same root. <i>Eg. Telescope, telephone, television, etc.</i></p> 	<p>Find it! Write the title, author, illustrator and publisher of this book.</p> 
<p> </p>	<p> </p>	<p> </p>
<p>Find it! Write three facts that you have learned from this book.</p> 	<p>Summarise it! Write a paragraph (about 50 words) to summarise what this book is about.</p> 	<p>Think about it! What other things would you like to know now that you have read this book? Write three questions.</p> 
<p> </p>	<p> </p>	<p> </p>

Complete these activities in your reading journal - keep track of which activities you have done by ticking them off.

Remember to do as many different activities as possible - don't always do the same one!